

DYNASCOPE

Bedside Monitor DSL-8001/DSL-8001R



Adaptable, Compact, Powerful

FUKUDA DENSHI reserves the right to change specifications without notice.



FUKUDA DENSHI CO., LTD.
39-4, Hongo 3-chome, Bunkyo-ku, Tokyo 113-8483, Japan
Tel: +81-3-5684-1455 Fax: +81-3-3814-1222
www.fukuda.com

Distributed by:



This new multi function monitor,
has application across patient care areas.
From ward to specialist clinical areas.

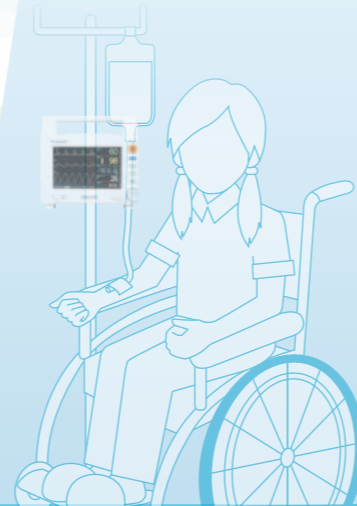


Bedside Monitor DSL-8001/DSL-8001R
DYNASCOPE 8000 series

Optional features
which can be used to fit
the environment

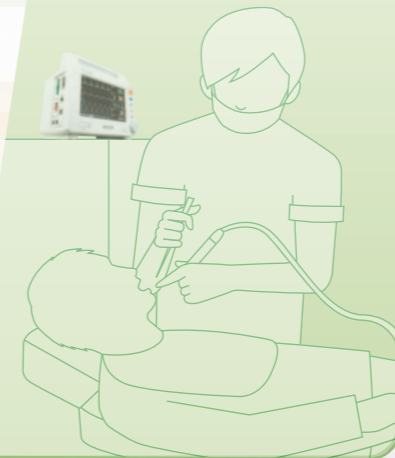
Wards

Monitoring during transport or transfer, including emergency



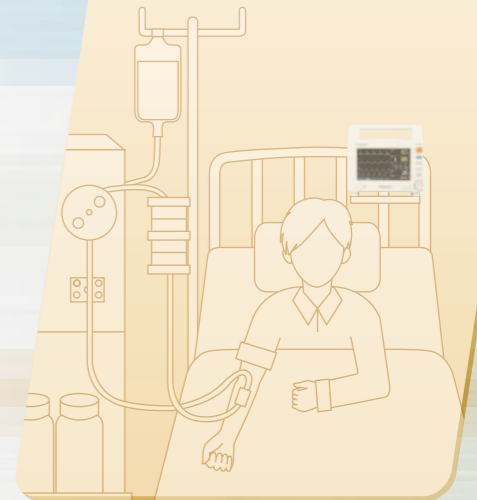
Dentistry

Necessary when anesthetic is used in dentistry

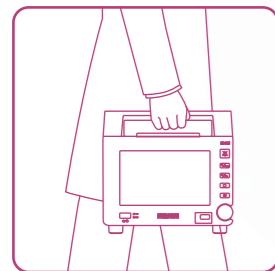


Dialysis facilities

For facilities where NIBP and SpO₂ are needed simultaneously



* The monitor uses the Nellcor technology for SpO₂.




Lightweight design.
Built-in easy carry hand. The DSL-8001 can also be wall mounted or pole mounted.



Easy to operate
Ergonomic jog dial and fixed keys for a better control of the monitor.


3ch Built-in printer

Model	Printer
DSL-8001	No
DSL-8001R	Yes



Quiet monitoring

No cooling fan means quiet monitoring and silent NIBP mode. Which makes the patient environment more comfortable.

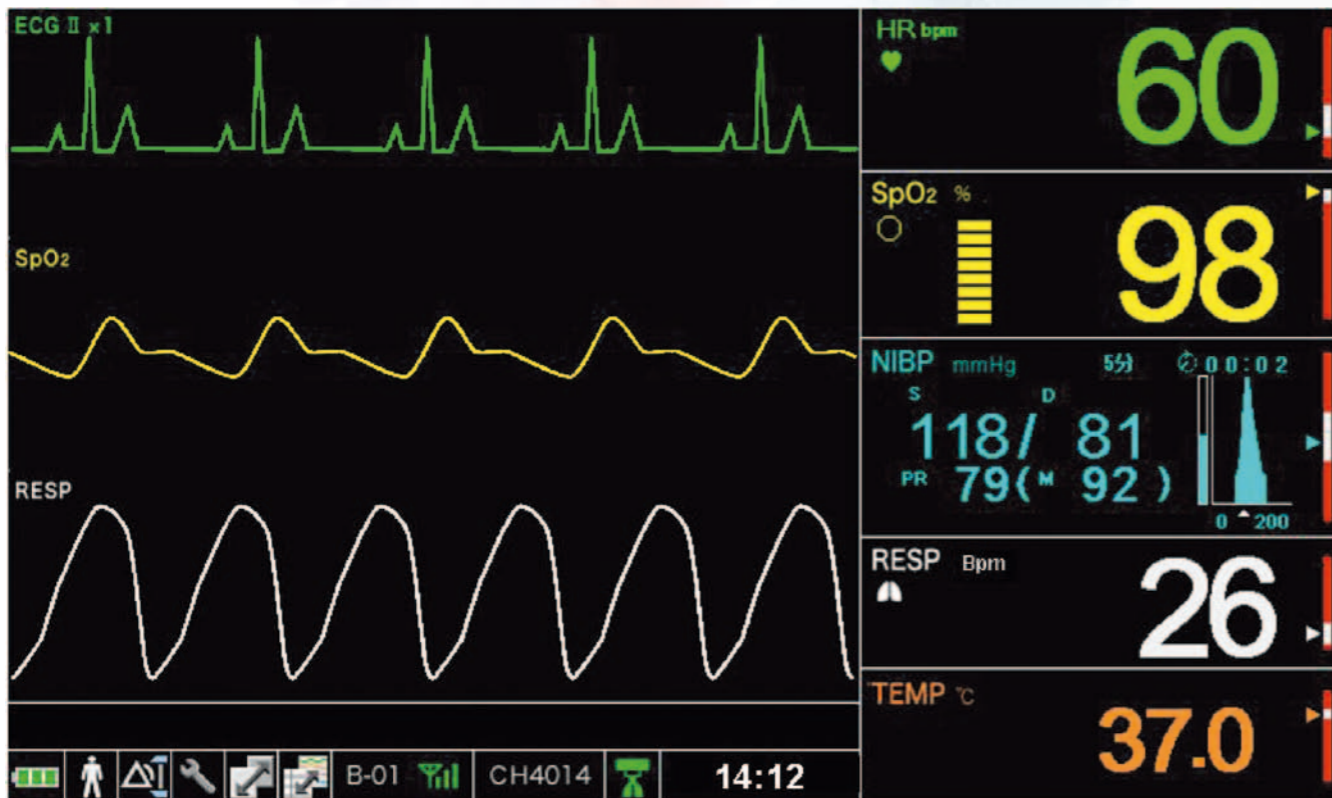


Long life battery operation
Optional battery gives the monitor over 4 hours running time.

Main screen

A maximum of 3 waveforms (ECG, SpO₂ and RESP) can be displayed. Enlarge mode, automatic enlarge mode are available depending on the use and environment.

Main screen



Enlarge mode

Only the ECG waveform and enlarge measurement are displayed.

Automatic enlarge mode

If the ECG cable is not connected, then it will switch the display to automatic enlarge mode. Only the SpO₂ waveform and enlarge measurement are displayed.

The screen mode will change automatically when the ECG cable is inserted or disconnected.



The table and trend window can be displayed by pushing the table/trend icon. Under the table window, NIBP or alarm, etc can also be displayed.

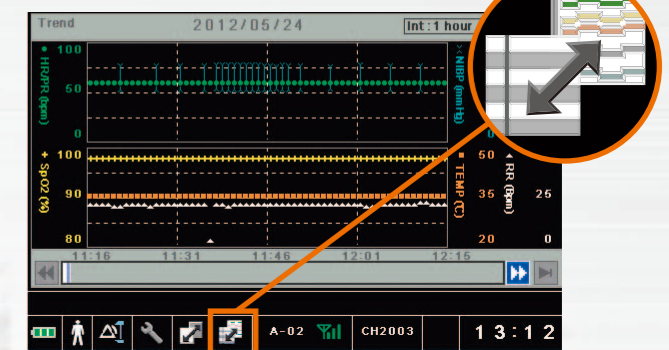
Table window

The Table window displays a data table with the following columns: Time, HR/PR, SpO₂, NIBP, and RESP. The data is as follows:

Time	HR/PR	SpO ₂	NIBP	RESP
11:12	60	98	---	20
11:14	60	98	---	20
11:15	60	98	---	20
11:16	60	98	117/80 (87)	19
11:15	60	98	---	20
11:16	60	98	---	20
11:16	60	98	---	19
11:17	60	98	---	20
11:18	60	98	---	20
11:19	60	98	---	20

The status bar at the bottom shows patient ID (A-02), channel (CH2003), and time (12:50).

Trend window



Telemetry function

It is possible to have a transmitter installed inside the monitor. And can be added in a later stage if needed (Option).

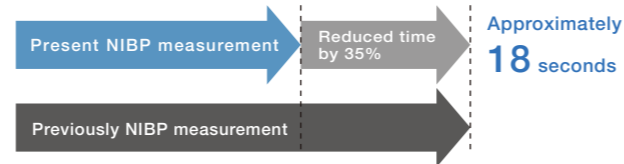


NIBP Measurement

Added patient comfort from the quick and silent NIBP measurement

■ Measurement time reduced

Our R&D was able to develop a new unit to reduce the measurement time by 35% (around 18 seconds).



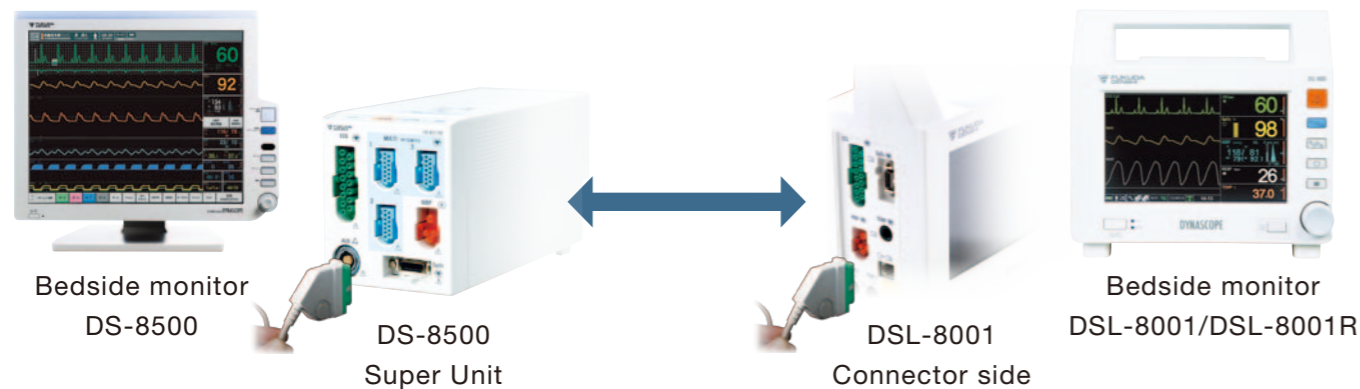
■ Sight inflation

This is a function to estimate the desired pressurisation during inflation. Even if the blood pressure rises suddenly, it will adapt and raise the inflation pressure. Re-pressurisation during the rise of the blood pressure or unnecessary pressurisation during the descent of blood pressure have been taken away, and the measurement can be achieved in one step.

Connector cable

■ The relay cable is common for all DS-8000 series monitors.

It is possible to switch between monitors quickly with the aid of the new relay cable.



Specifications

Parameters		ECG, RESP, TEMP, SpO ₂ and NIBP
Display	Size	7 inch TFT colour LCD
	Waveforms	Maximum 3 waveforms
	Display method	Stationary trace mode
	Sweep speed	Circulatory: ECG, SpO ₂ (12.5, 25 and 50 mm/s) Respiratory: RESP (6.25, 12.5 and 25 mm/s)
Operation	Jog dial with push key	
	5 fixed keys: Alarm silence, NIBP Start/Stop, NIBP interval, Home and Menu	
	Print key (only for DSL-8001R model)	
ECG	Lead type	3, 4 or 5 lead
	Input impedance	2.5MΩ or more
	Maximum input range	10mV p-p or more
RESP	Measurement Method	Impedance
	Measurement Range	0, 0 ~ 150 Bpm
	Measurement Accuracy	± 3 Bpm
TEMP	Measurement Method	Thermistor
	Measurement Range	0 ~ 50°C
	Measurement Accuracy	± 0.2°C
SpO ₂	Module	Nellcor SpO ₂ technology
	Measurement Method	2 Wavelength Pulsation
	Measurement Range	1 ~ 100%
	Measurement Accuracy	± 2% (70 ~ 100%)
	PR measurement Range	20 ~ 300 bpm
	PR measurement Accuracy	± 3 bpm (20 ~ 250 bpm) ± 0 bpm (251 ~ 300 bpm)
NIBP	Measurement Method	Oscillometric
	Measurement Range	Adult: 0 ~ 300 mmHg
		Child: 0 ~ 210 mmHg
		Neonate: 0 ~ 150 mmHg
Measurement Accuracy	± 3 mmHg	
Printer (DSL-8001R only)	Speed	25 and 50 mm/s
	Resolution	8 dot/mm
	Waveforms	Maximum 3
	Data printing	Manual, Alarm, Interval, Table and Trend
General	Dimensions	225 (W) x 201 (H) x 142 (H) mm (not including the protrusion)
	Weight	Approximately 3 Kg (Battery, built-in printer not included)
	Power requirements	AC 100 ~ 240 V, 50/60Hz DC 10.5 ~ 12.4 V
	Power consumption	110VA/ 65W
	Battery operation	Approximately 4 hours (BTO-003)

Optional Accessories

ECG lead cable (clip type)	CMF-700-3 (3 lead), CMF-700-4 (4 lead), CMF-700-5 (5 lead)	
ECG relay cable	CIO-05CTP-3NU (for 3 lead), CIO-05CTP-4NU (for 4 lead), CIO-05CTP-5NU (for 5 lead)	
TEMP	YSI400 series probes * For CE countries, contact your Fukuda Denshi representative.	
SpO ₂ sensors	Nellcor Max-Fast/OXISENSOR III series	
SpO ₂ relay cable	DOC-10	
NIBP	Cuff	CUF-3602SHP for adult, large
		CUF-3603SHP for adult, standard
		CUF-3604SHP for adult, small
		CUF-3605SHP for child
CUF-3606SHP for infant		
Air Hose	OA-80APR1.5 (1.5 m for Latex free cuff)	
	OA-80APR3.5 (3.5 m for Latex free cuff)	
** For more information regarding NIBP, contact your Fukuda Denshi representative.		
Ground cable	CE-12	
Telemetry module	HLX-801	
Printer paper roll	OP050-01TDR	
Battery	BTO-003 approximately 4 hours of running time.	
Mounting brackets	OAO-60A Bed-pipe Attachment	
	OAO-61A Rail Attachment	
	OAO-62A Pole Attachment	