

FX-8400 Specifications**ECG**

Sensitivity Selection	1/4, 1/2, 1, 2, Auto
Differential and Common-Mode Offset Voltage (Electrode-Skin Voltage)	±600 mV and above
Sine Wave Characteristics	0.05 Hz to 250 Hz
Low Frequency Characteristics (Time Constant)	3.2 sec. and above
Common-Mode Signal Suppression	103 dB and above (2 mm [p-v] and below at sensitivity level 1)
Leads	Standard 12-lead
Filter	AC filter: -20 dB or less at 50 Hz or 60 Hz Muscle filter: -3 dB (-6 dB/oct) or less at 35 Hz or 25 Hz Drift: -3 dB (-12 dB/oct) or less at 0.25 Hz or 0.5 Hz
Printing	Thermal Print Head Method
Printing Speed	5, 10, 12.5, 25, 50 mm/s ±2% or less
Printing Channel	3 ch, 6 ch, 12 ch,
Printing Paper	(Roll paper with grids, 210mm)OP-69TE (Z-fold paper with grids, 210mm)OP-618TE, OP-621TE, OP-621TEU-5, OP-621TE 300M-U (Z-fold paper without grids, 210mm)OP-622TE, OP-623TE, OP-623TE 300M
Display	8" Colour LCD, 800 × 480 dots (with LED backlight)
A/D Conversion	24-bit
Sampling Rate	8,000 samples/sec.
LAN Port	Conforms to IEEE802.3u 100BASE-TX (The cable must be within 50 m.)
USB Port	Compatible with USB2.0 Full Speed, 3 ports
SD Card	Compatible with SD Card Specification 2.0
Serial Port	Compatible with RS-232C, 2 ports

Equipment

Power Supply	AC power: AC 100-240V 50/60 Hz DC power :14.8V DC (Battery)
Power Consumption	100 VA (AC)
Dimensions	Approximately 330 mm (W) × 350 mm (D) × 85 mm (H) (not including the protrusion) Approximately 330 mm (W) × 350 mm (D) × 112.6 mm (H) (including the protrusion)
Weight	Approximately 4.0 kg (main unit only) Approximately 4.5 kg (including options such as battery)
Battery operation time	240min

Optional Accessories

Battery pack (BTE-002)



ECG interpretation software (FP-811)

**Multiple Languages**

English, French, German, Spanish, Italian, Russian, Portuguese, and Vietnamese

FUKUDA DENSHI reserves the right to change specifications without notice.



Advanced Electrocardiograph FX-8400

CardiMax FX-8400 Advanced Electrocardiograph



The FX-8400 has a large 8-inch widescreen LCD offering unparalleled ease of use for checking patient data, as well as clear, accurate ECG waveforms.

8-inch Widescreen Colour LCD

A large 8-inch colour display with clear waveforms and easy to operate.

Bar Code/ID card Reader (Optional)

Enables the user to enter patient information with the bar code reader or ID card reader for quick and error-free input.



Custom key

Can register up to 4 shortcuts of frequently used functions. You can set configurable functions such as Auto Printing, Manual recording, on/off for filter functions, patient information.

Memory function

Up to 1,000 ECG examination can be saved in its internal memory. Data can also be saved into the SD card or USB (Optional).



Wireless LAN (Optional)

By connecting the optional wireless LAN adapter, communication with the data management system is possible without having to connect cables.



Function Key

With the function key setting, the user can assign frequently used keys as short cut. It allows the user better flexibility during operation.

Convenient Paper Tray

Both Z-fold and roll paper can be set inside the FX-8400.



Full Qwerty Keyboard

Full Qwerty keyboard is provided as standard. This facilitates the input of patient names, etc. (Besides English, the keyboard is available in seven languages.)



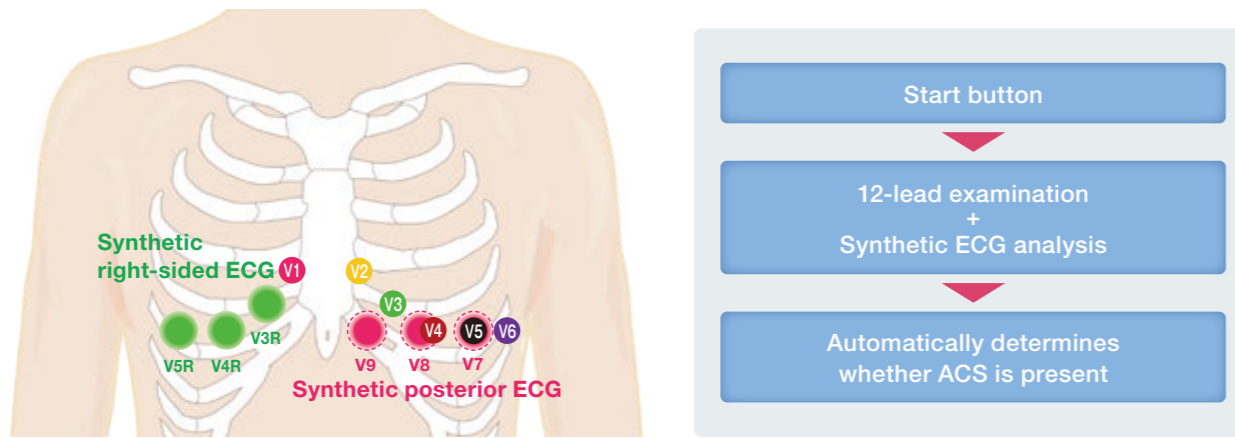
Enhanced Functionality for More Advanced Electrocardiography (Included in FP-811 Optional)

Avoidance of Missing Acute Coronary Syndrome (ACS)

ACS/Synthesized Lead Analysis Function

For more effective identification of the presence of acute myocardial infarction, the FX-8400 combines the ACS diagnosis with two additional functions: Synthesized 18-leads and an ACS diagnosis system.

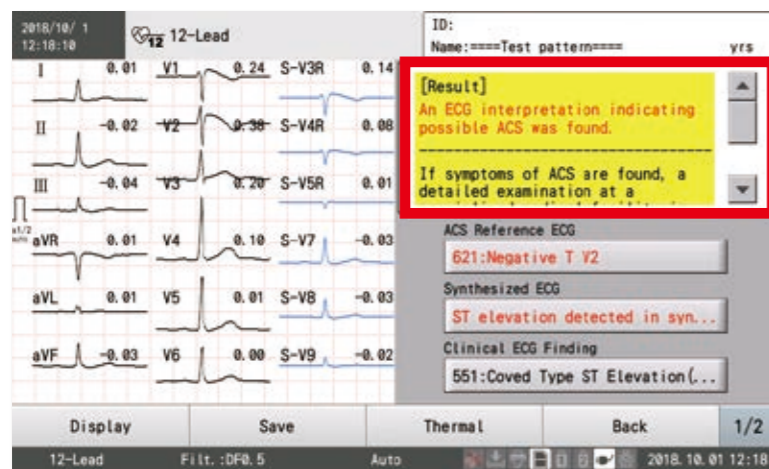
Synthesized 18-lead



The additional waveforms are calculated using examination data obtained from a 12-lead ECG (additional electrodes are not required).

The ST levels of the right side leads (V3R, V4R, and V5R) and posterior wall leads (V7, V8, and V9) are analyzed to diagnose ACS.

Analysis Result Screen



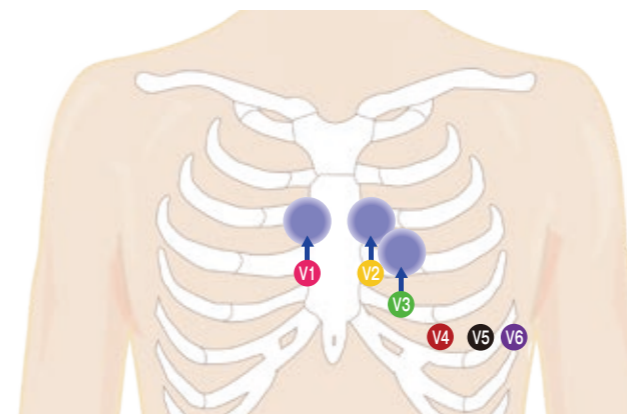
FX-8400 will display comments and findings related to suspected ACS that will provide important information of the patient condition.

Predicting and Analysing ECG Abnormalities Associated with Sudden Cardiac Death

Brugada Risk Analysis

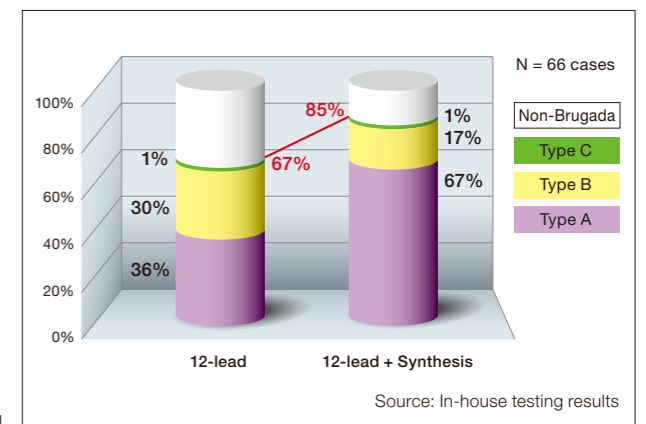
Brugada syndrome is normally detected when placing the leads V1-V3 over the high intercostal ribs. The FX-8400 is able to detect Brugada syndrome without the need of moving the leads V1-V3 and enhance the accuracy of Brugada syndrome detection with its synthesized leads.

Synthesized High Intercostal Leads



The synthesized electrocardiogram provides enhanced accuracy for detecting Brugada syndrome.

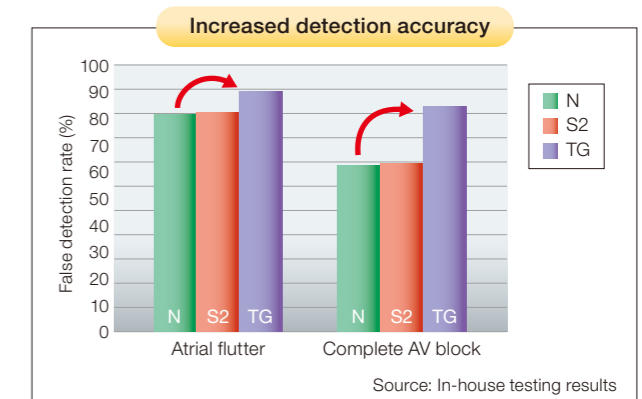
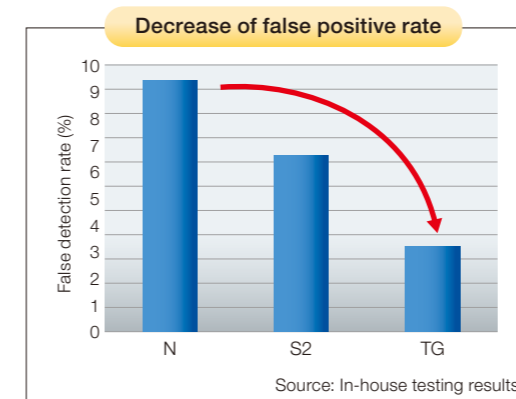
Sensitivity of Brugada ECG with Automated Analysis



Newest Interpretation Program

TG Version

Comparison with Previous Version of Analysis Program

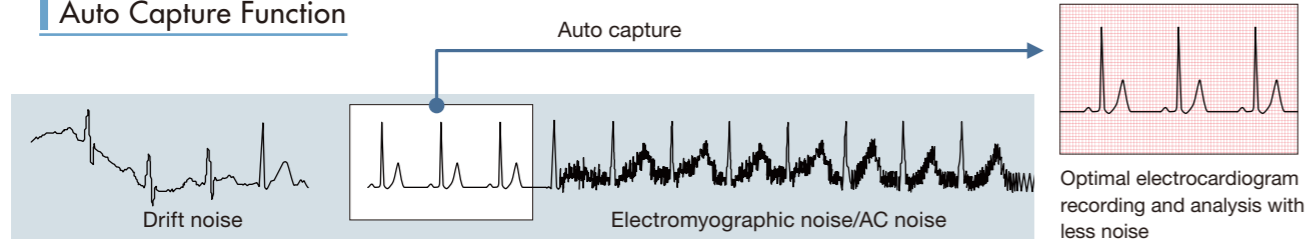


The TG version extracts P and f waves from the continuous waveforms, performs frequency analysis of extracted waveforms, and analyses the complete atrioventricular block and atrial fibrillation in addition to conventional P wave and f wave measurements.

Added Support for Electrocardiograph Operators

FX-8400 Supports Anyone Who Operates an Electrocardiograph System

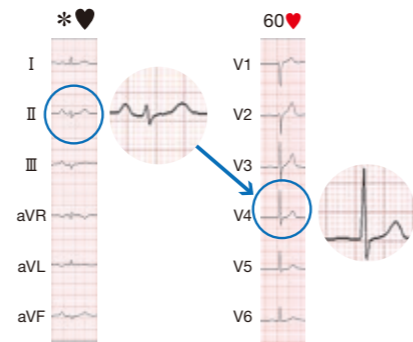
Auto Capture Function



With the auto capture function, waveforms of high severity with less noise are automatically saved.

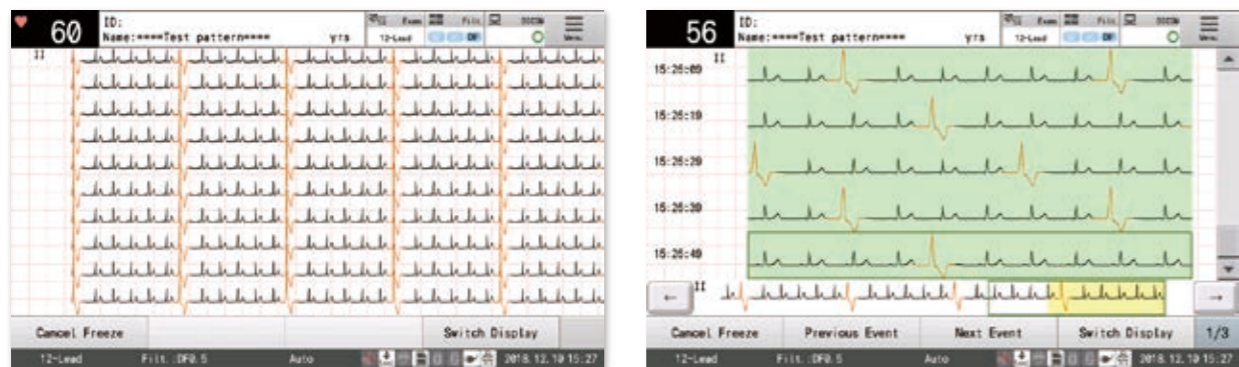
R Wave Detection Lead Auto Switch Function

If the amplitude of the R wave detection lead, which counts heart rate, is too small, then it will automatically switch to the most appropriate lead.



Freeze Function

The waveform is stored for up to five minutes so it can be analysed later by selecting an arbitrary place.



Error Prevention Function

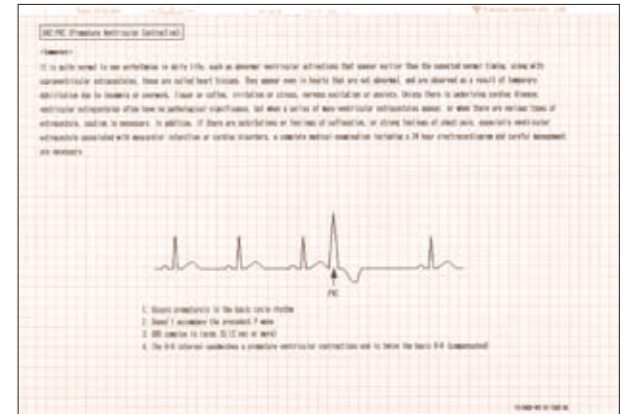
If the right or left electrode has been misplaced, the device will notify the user to check them.



Analysis Report

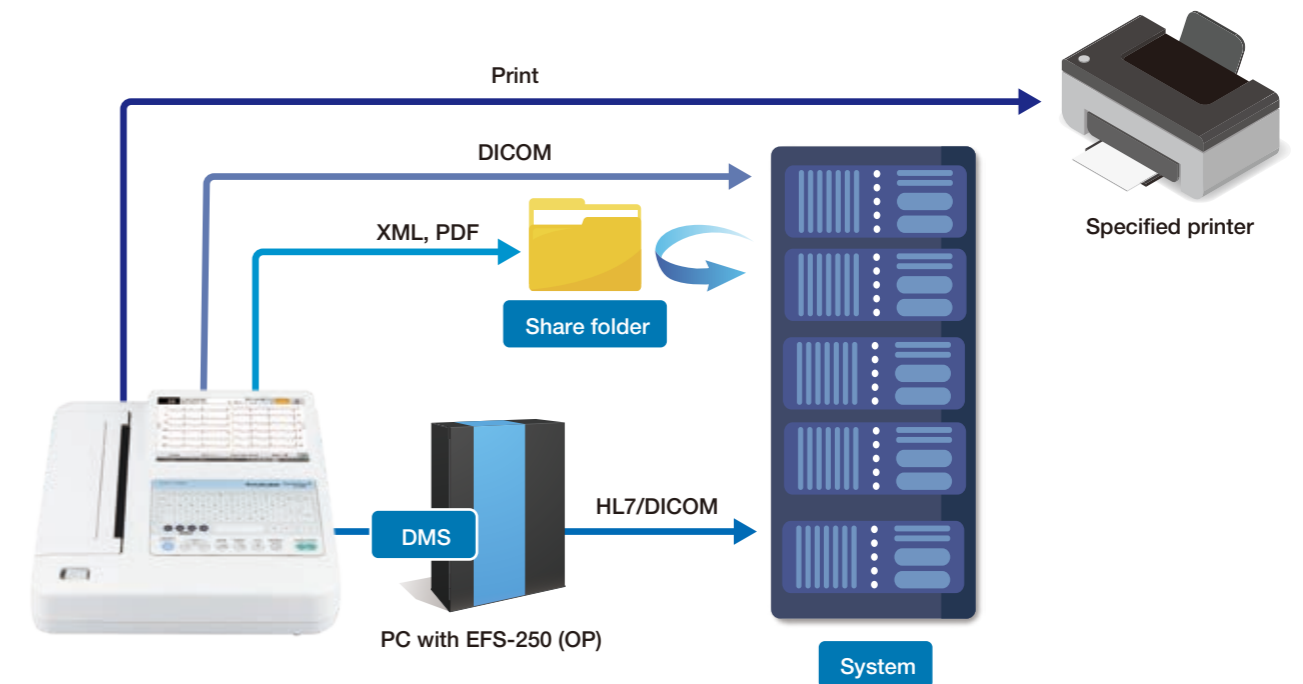


Commentary Report



For the interpretation obtained during analyses, two types of reports are printed: the Analysis Report, which explains why the interpretation was given, and the Commentary Report, which provides a detailed explanation of that interpretation.

Data Transfer Network



If the data management software (EFS-250, optional) is added, two way communication with EMR is possible.